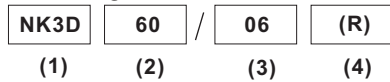


## THREE PHASE DIODE MODULE

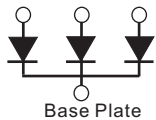
### Features

1. NK3D60..(R) series Diode modules are designed for 3 phase rectification
2. Voltage rating up to 1600V
3. High surge capability

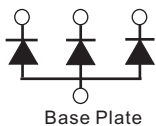
### Ordering code



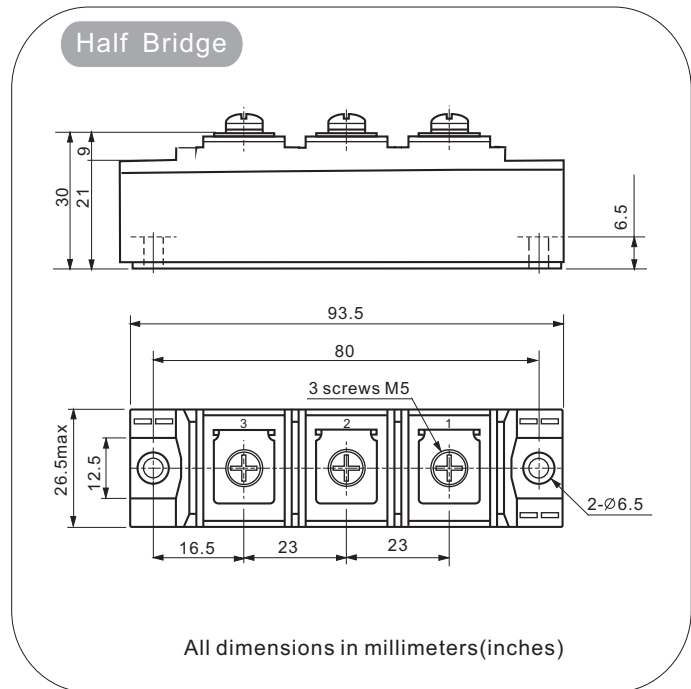
- (1) For Three Phase Diode modules
- (2) Maximum average forward current, A
- (3) Voltage code, V (code x 10 =  $V_{RRM}$ )
- (4) Blank - for common cathode to base plate  
R- for common anode to base plate



NK3D



NK3D..(R)



### Electrical Characteristics

Parameter	Condition	Max. Value	Unit	
$I_{F(AV)}$	Average forward current 180° half sine wave, 50 Hz Single side cooled, $T_C=115^\circ\text{C}$	60	A	
$I_{F(RMS)}$	R.M.S. Forward current Single side cooled, $T_C=115^\circ\text{C}$	94	A	
$V_{RRM}$	Repetitive peak reverse voltage $t_p=10\text{ ms}$ $V_{RMS} = V_{RRM} \times 1.1$	200 to 1600	V	
$I_{RRM}$	Repetitive peak reverse current $V_R = V_{RRM}$	8	mA	
$I_{FSM}$	Peak one-cycle surge (non-repetitive forward current) 10 ms duration $V_R = 0.6 V_{RRM}$	1200	A	
$I_t^2$	Max. Permissible surge energy	7	$\text{KA}^2\text{S}$	
$V_{FM}$	Peak forward voltage drop $I_{FM} = 180\text{A}$	1.6	V	
$V_{FO}$	Forward conduction threshold voltage	0.8	V	
$r_f$	Forward conduction slope resistance	4.78	$\text{m}\Omega$	
$T_{stg}$	Storage temperature range	-40 to 150	$^\circ\text{C}$	
$R_{th(J-C)}$	Thermal resistance Single side cooled	0.7	$^\circ\text{C}/\text{W}$	
$W_t$	Approximate weight	170	g	
T	Busbar to module (M 5)	A mounting compound is recommended. Torque should be rechecked after a period of 3 hours.	2.7	NM
	Module to heatsink (M 6)		2.7	NM

